How to tighten the screws

1. It is always recommended to tighten the screws deep enough.The tighter the screws are, the more stable a puzzle will be (and probably more stiff while making turns).

2. Always leave a little bit of radial space along the screw so that the center cap can be lifted by around 1~2mm for single layered models.
**For those in-between models, like #65, #85, #88, #89, it is recommended to tighten further.
**For neat multiple layered models like #61, #75, #87, tighten the screws to their full depth.

3. Rules of thumb. Tension adjustment is in general dependent on personal judgement. Different tension could result in very different feel. Start with simple models and accumulate your own sense. Use different springs, screws, nuts if you think the default set can't provide your favorite handle.

4. Previous description of sticking screws out of nuts by 1-3mm is misleading in some cases and is not anymore recommended. Reason: the height of caps varies in different models.

VeryPuzzle
2021/08/06

VeryPuzzle

DIRT-C1
D1I1RT1-CL3
#93

2200+ parts
122 axes



1



12x 12x 12x

60x 12x 12x 12x

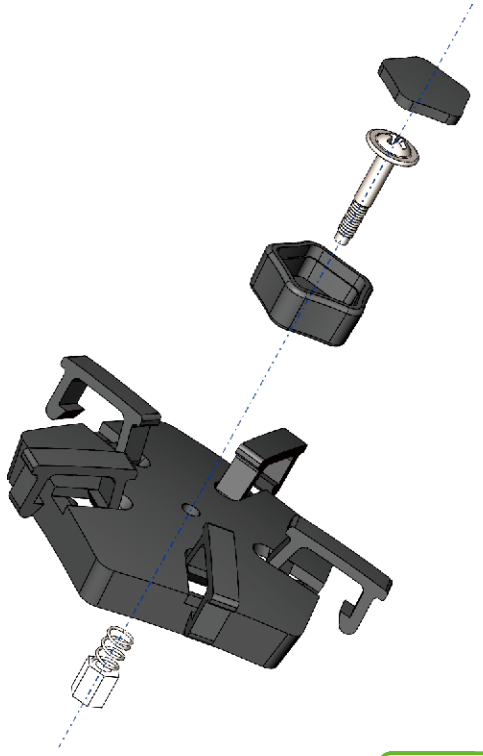



12x

2

30x 30x 30x

30x 30x 30x

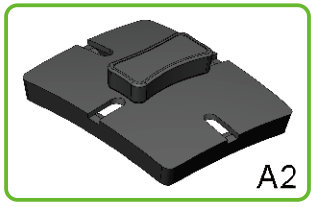

30x

3

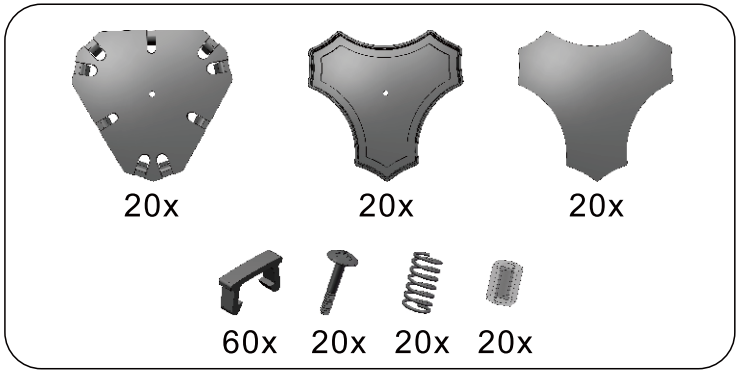



20x

4





60x

5


A1
12x

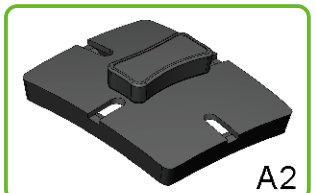
A2
30x


A3
20x

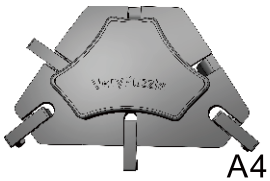
A4
60x

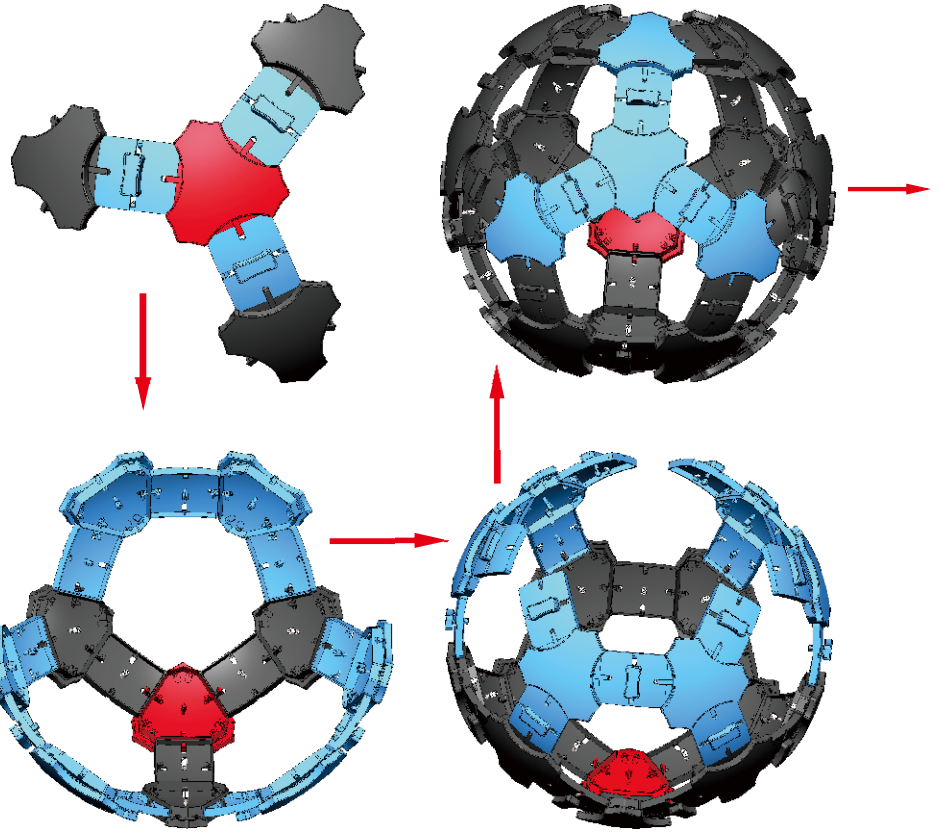


A5
1x

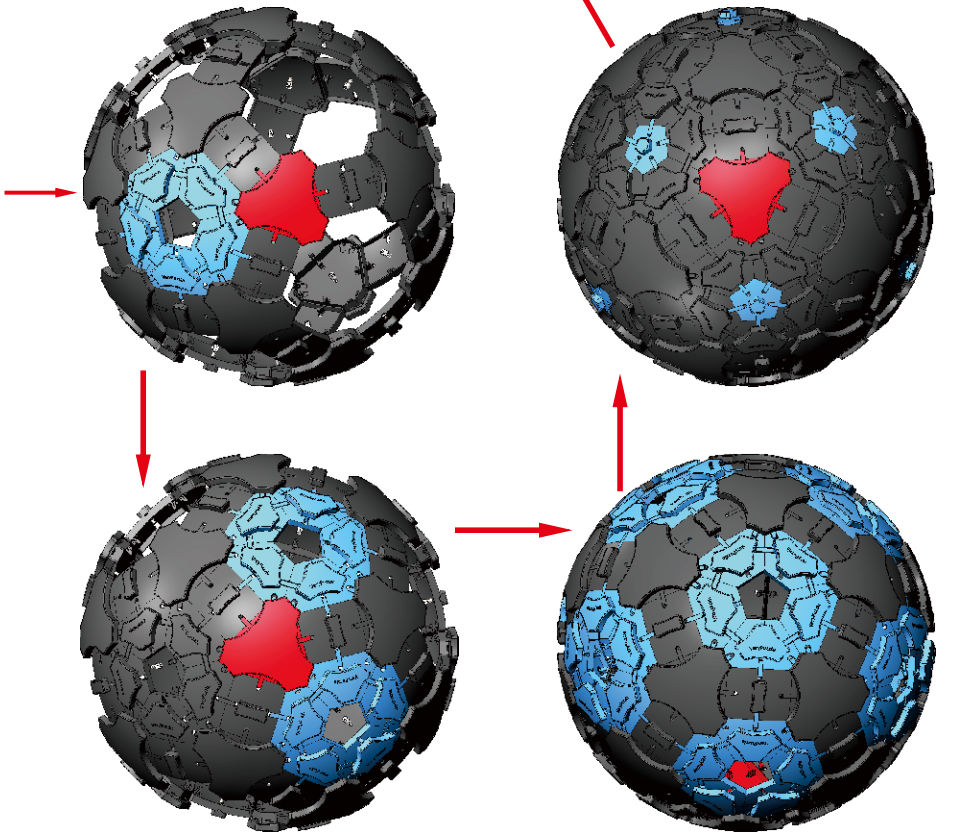

6

60x  60x

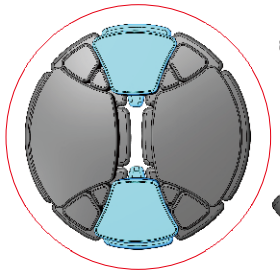 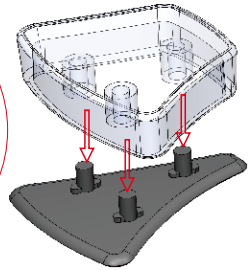 

A6
60x

7

60x  60x

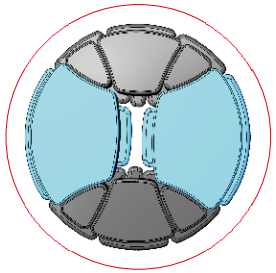 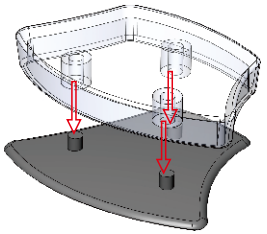 

A7
60x

8

60x  60x

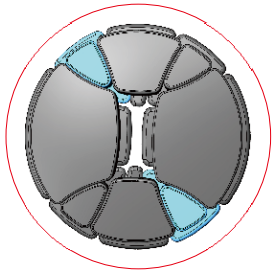 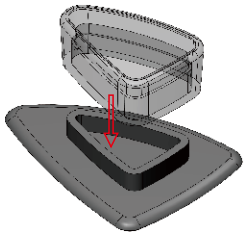 

A8
60x

9

60x  60x

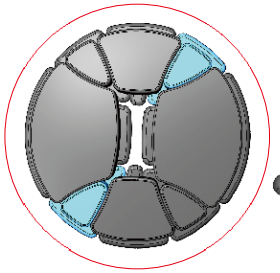 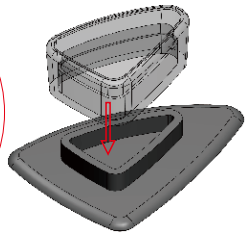 

A9
60x

10

 60x 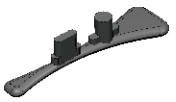 60x

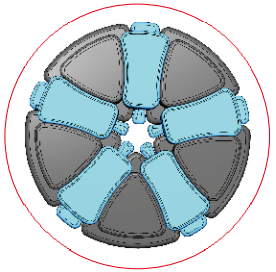 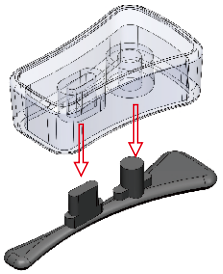 

A10
60x

11

60x  60x

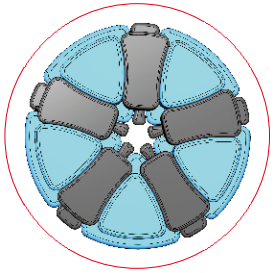 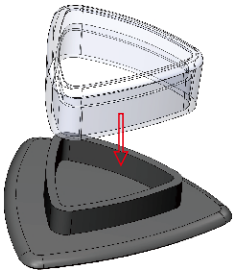 

A11
60x

12

60x

60x

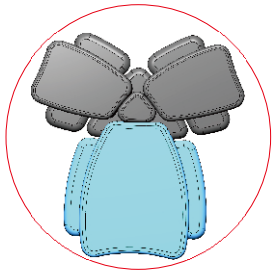
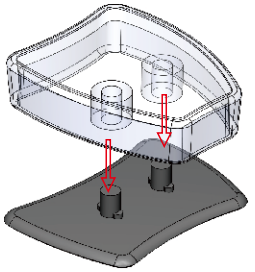

A12
60x

13

60x

60x


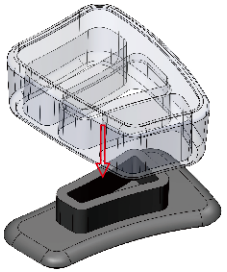

A13
60x

14

60x

60x


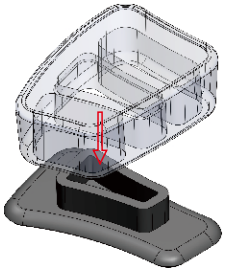

A14
60x

15

60x

60x

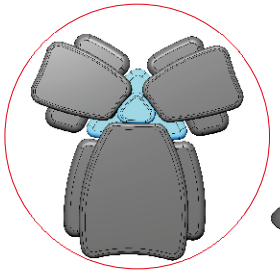
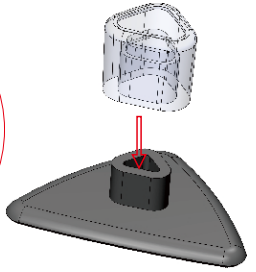
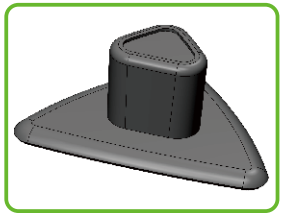
A15
60x

16


A5
1x


A13
60x


A14
60x


A15
60x


A13
60x


A13
60x


A14
60x

A15
60x

A14
60x

A15
60x

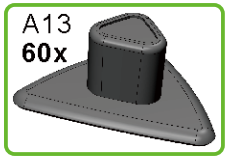
A13
60x

16

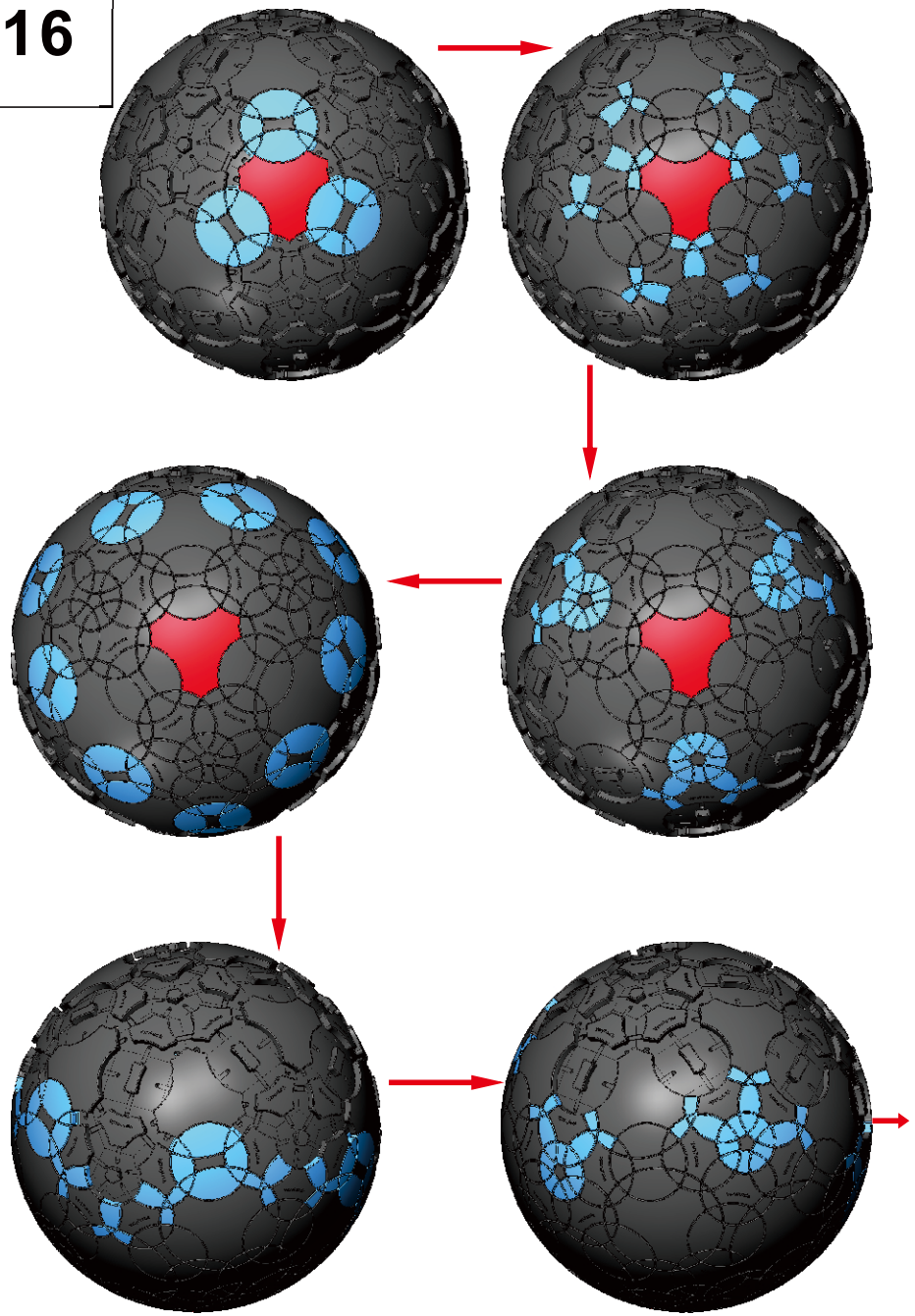

A16
1x

17

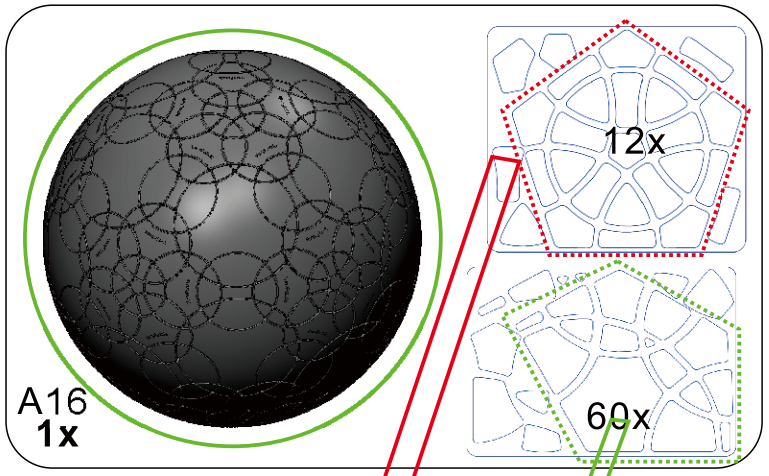

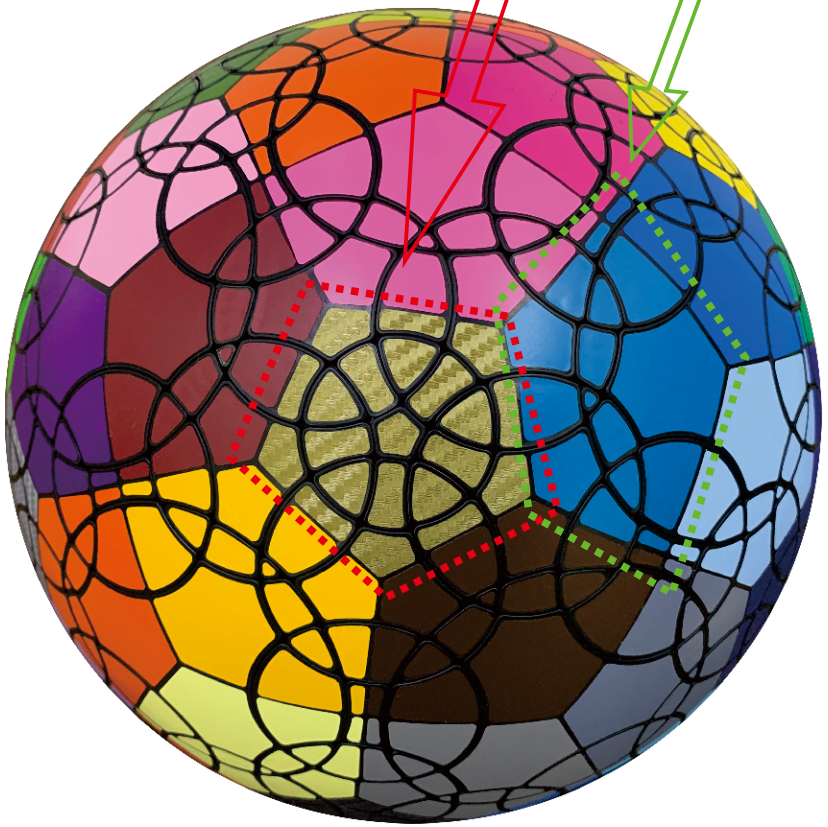

18

Rotation Rules

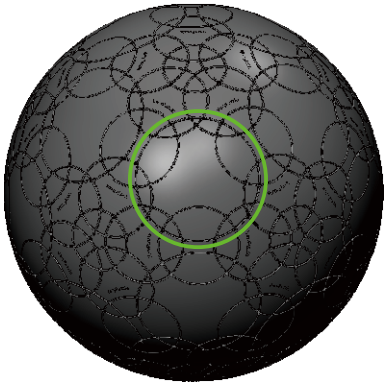

3-fold symmetry
Turns 120*n degrees
R6 symmetry
Turns 120*n +xxx degrees

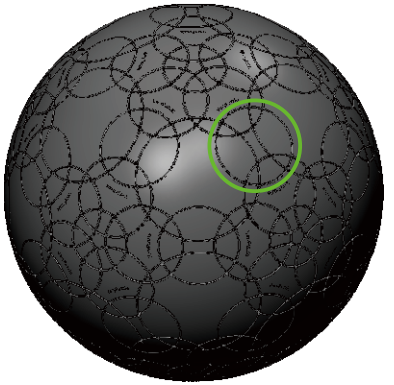

2-fold symmetry
Turns 180*n degrees

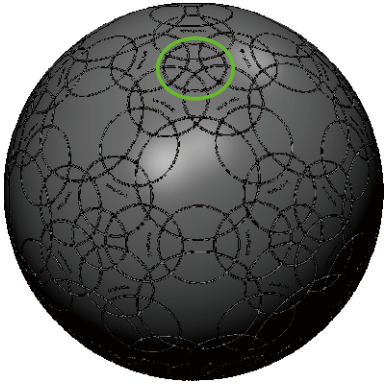

5-fold symmetry
Turns 72*n degrees

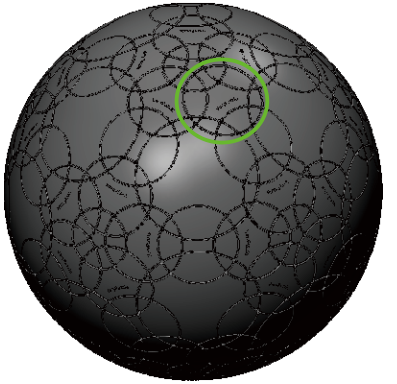

R2&R3 symmetry

Notations and Algorithms






Notations and Algorithms






Product Information Card

Product Name	DIRT - C1
Model NO.	#93
Design	VeryPuzzle Co., Ltd(HK)
Manufacturer	VeryPuzzle Co., Ltd(HK)
Year of release	2021
Maximum diameter	265 mm
Visible moving parts	722 pcs
Assembly challenge	★★★★★☆☆☆☆☆
Solving challenge	★★★★★☆☆☆☆☆
Stickering strategy	Voronoi, simplified
Sticker material	Textured, uniform
Color scheme	72 colors
Sticker protection	Yes
Number of stickers	1152 pcs
Axis & Symmetry	D(C5)+I(C3+R6)+RT(C2)+CL(R3+R2)
In-core spring	Yes
Adjustable tension	No
Technical Name	D1I1RT1-CL3
Topological Print	D(9.5)I(19)RT(12.5)CL(12.5)
Core specification	DIRT-CL1-250



200201
12X



200051
12X

200121
30X

200221
30X



200052
12X

200122
30X

200231
20X

200132
20X

200101
60X

200211
60X

200131
20X

200102
60X

200112
60X



200142
60X

200164
60X



200111
60X

200141
60X



200161
60X

200072
60X



200062
60X

200163
60X



200071
60X

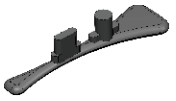

200061
60X



200162
60X

200082
60X

200081
60X

200151
60X



200154
60X



200011
1X

200152
60X



200153
60X

190621
1X

200093
200094
60X

200091
200092
60X

360x 122x 122x 122x

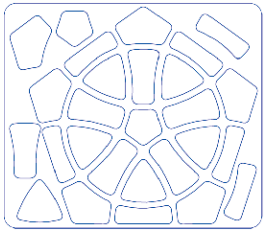

12x

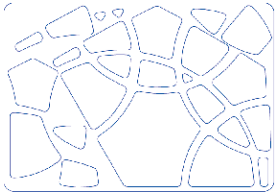

60x

Customer Service

1. support@verypuzzle.com

2.